




District Report Card: 2017	
State: Kerala	District: Thiruvananthapuram
Class: 8	Subject: Mathematics
Schools: 51	Students: 1335


Participation/Coverage


Students

<div>GENDER</div> <div></div>	Boys		Girls	
	Number	%	Number	%
	759	56.85	576	43.15

<div>AREA</div> <div></div>	Rural		Urban	
	Number	%	Number	%
	1004	75.21	331	24.79

<div>CATEGORY</div> <div></div>	SC		ST		OBC		GEN	
	Number	%	Number	%	Number	%	Number	%
	197	14.76	23	1.72	865	64.79	250	18.73

<div>CWSN</div> <div></div>	LD	VI	HI	S&LD	ID	Oth
	0	1	0	2	11	12

<div>Management</div> <div></div>	Government		Government-aided	
	Number	%	Number	%
	723	54.16	612	45.84

Average Performance of Students in Mathematics (%)										
Overall	Gender		Area		Management		Social Group			
	Male	Female	Rural	Urban	Govt.	Aided	SC	ST	OBC	GEN
56.37	58.18	53.99	54.87	60.95	57.87	54.61	55.60	68.41	55.81	57.84

Performance on Learning Outcomes (LOs)

Learning Outcomes	Description	Average Performance(%)
M601	Solves problems involving large numbers by applying appropriate operations	51.91
M606	Solves problems on daily life situations involving addition and subtraction of fractions / decimals	45.74
M620	Finds out the perimeter and area of rectangular objects in the surroundings like floor of the class room, surfaces of a chalk box etc.	58.41
M621	Arranges given/collected information in the form of table, pictograph and bar graph and interprets them	56.32
M702	Interprets the division and multiplication of fractions	59.93
M705	Solves problems related to daily life situations involving rational numbers	57.30
M706	Uses exponential form of numbers to simplify problems involving multiplication and division of large numbers	51.60
M707	Adds/subtracts algebraic expressions	55.88
M710	Solves problems related to conversion of percentage to fraction and decimal and vice versa	35.73
M717	Finds out approximate area of closed shapes by using unit square grid/graph sheet	43.82
M719	Finds various representative values for simple data from her/his daily life contexts like mean, median and mode	64.96
M721	Interprets data using bar graph	70.23
M801	Generalizes properties of addition, subtraction, multiplication and division of rational numbers through patterns	50.84
M802	Finds rational numbers between two given rational numbers	48.24
M803	Proves divisibility rules of 2, 3, 4, 5, 6, 9 and 11	51.47
M804	Finds squares, cubes, square roots and cube roots of numbers using different methods	69.62
M808	Uses various algebraic identities in solving problems of daily life	67.79
M812	Verifies properties of parallelogram and establishes the relationship between them through reasoning	51.51
M818	Finds surface area and volume of cuboidal and cylindrical object	65.65
M819	Draws and interprets bar charts and pie charts	56.03

Range of Performance of Students who Answered Correctly							
Below 30%		30% - 50%		50% - 75%		Above 75%	
Number	%	Number	%	Number	%	Number	%
149	11.16	411	30.79	490	36.70	285	21.35

Lowest Performing Learning Outcomes (LOs)

- 1 - Solves problems related to conversion of percentage to fraction and decimal and vice versa (35.73)
- 2 - Finds out approximate area of closed shapes by using unit square grid/graph sheet (43.82)
- 3 - Solves problems on daily life situations involving addition and subtraction of fractions / decimals (45.74)

4 - Finds rational numbers between two given rational numbers (48.24)

5 - Generalizes properties of addition, subtraction, multiplication and division of rational numbers through patterns (50.84)